


The IDDSI Funnel is intended to check the flow rate of a liquid

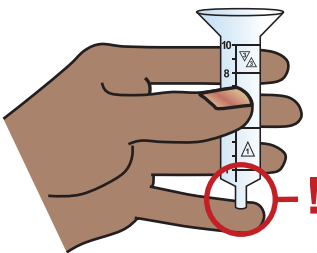
Note: The IDDSI funnel is not a medical device and is not intended to be used for oral, enteral, parenteral or intravenous use. Discard all food or drink that comes in contact with an IDDSI funnel.



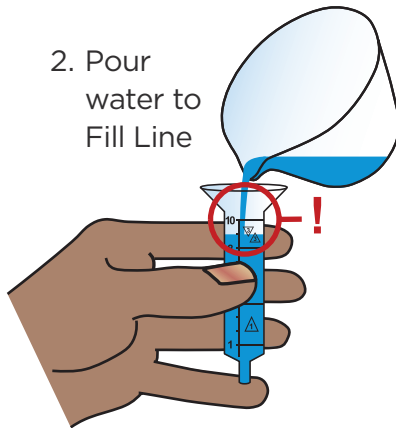
1 Prior to using the IDDSI Funnel, wash and then test it with water to ensure it is working properly

Funnel function testing procedure prior to use:

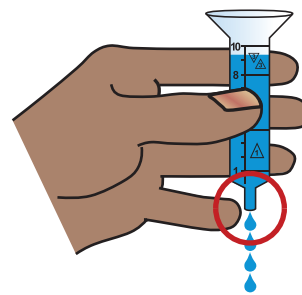
1. Cover the nozzle with finger




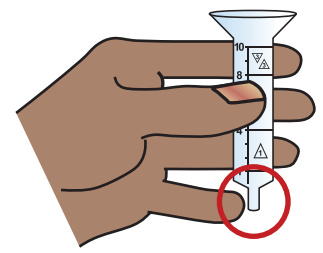
2. Pour water to Fill Line



3. Remove finger from nozzle as you start the stopwatch



4. Stop the stopwatch when the funnel is empty

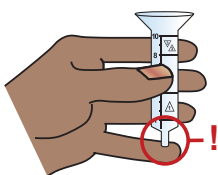


The funnel should empty between 6.5–7.2 seconds. If not, repeat the test. If the funnel empties in less than 6.5 seconds or more than 7.2 seconds on 3 tests, it should be discarded and not be used.

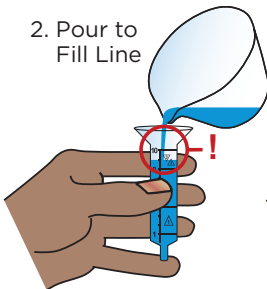
2 Use the IDDSI Funnel to test liquid flow rate

IDDSI level depends on liquid remaining after 10 seconds flow:

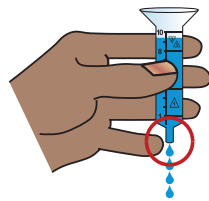
1. Cover nozzle with finger



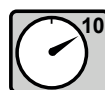
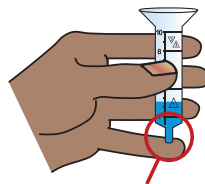
2. Pour to Fill Line



3. Remove finger from nozzle as you start the stopwatch

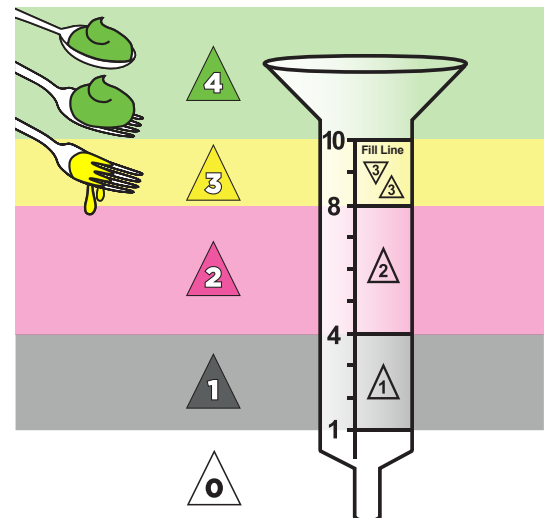


4. Stop at 10 seconds



Reminder: Discard all food or liquid materials tested using the IDDSI funnel and must not be consumed.

Level 4: Use IDDSI fork-drip + spoon-tilt tests
Level 3: Use IDDSI flow + fork-drip tests



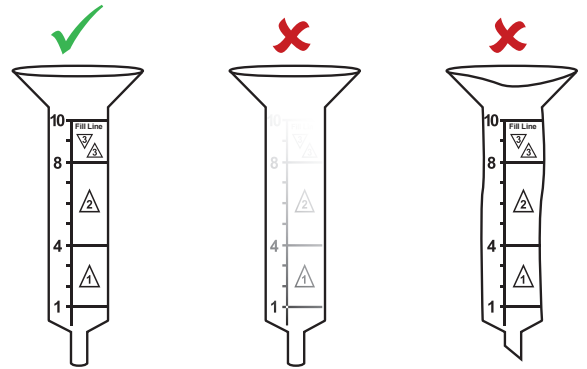
The IDDSI Funnel can be cleaned and reused. See cleaning and care instructions on next page.

3 When to discard an IDDSI Funnel

Funnels have been tested in commercial dishwashers up to 30 washes without affecting their function or integrity.

Funnels should no longer be used when:

- The markings are no longer easily visible
- The funnel is misshapen, cracked, stained, or damaged

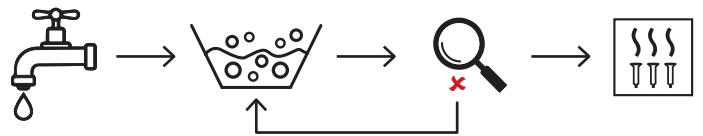


4 Cleaning and Care Instructions

(Please follow your local Public Health instructions for specific cleaning procedures)

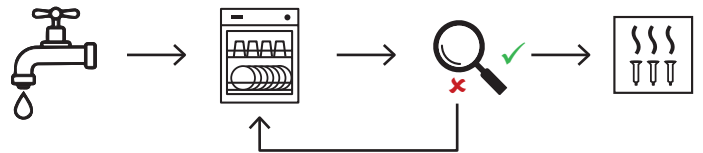
Hand wash Instructions

1. Rinse funnel
2. Wash with warm soapy water and rinse well
3. Check funnels for residue and re-wash if necessary
4. Air dry on a clean surface



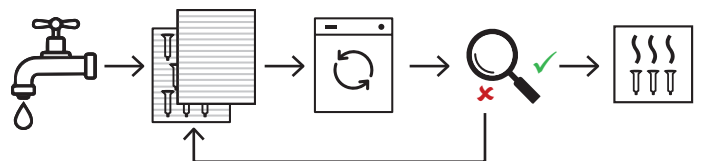
Dishwasher Instructions

1. Rinse funnel (particularly when used with a thick or protein-rich liquid)
2. Place rinsed funnel in dishwasher
3. When the wash cycle is complete, check funnels for residue and re-wash if necessary
4. Air dry on a clean surface



Commercial Dishwasher Instructions (High or Low Temperature)

1. Pre-rinse funnels (particularly when used with a thick or protein-rich liquid)
2. Place rinsed funnel in an open dish rack
3. Cover with a second dish rack
4. Wash, rinse and sanitize
5. Once through the cycle, check funnels for residue and re-wash if necessary
6. Air dry on a sterile cloth or clean surface



For additional infection control measures:

Before use, follow facility specific policy and guidelines to sterilize the funnel.